

Hot Air Dryers G Series – ESN Series



English

The G and ESN Series Hot Air Dryers are used to remove surface moisture from non-hygroscopic thermoplastic granular materials and are suitable for all application fields: injection, extrusion and blow moulding.



Customers. The core of our innovation

Hot Air Dryers G Series

Optimal performance


The G Series Hot Air Dryers are used to remove surface moisture from non-hygroscopic thermoplastic granular materials. The heater, blower and control gear are fixed on the side of a drying hopper to form the drying unit.

The drying air is exhausted to the atmosphere or, in the G 35 model, part of it can be reintegrated with ambient air in order to reduce energy consumption.



Flexibility

The G Series Hot Air Dryers can be installed directly on the injection moulding machines or extruders, within the safety regulations limits for machine movement, or floor/trolley mounted for mobility.





Cooling stop

As a standard feature, the G Series Hot Air Dryer is equipped with a cooling-stop function to prevent thermal degradation of material inside the hopper.



Accurate control

The air temperature is controlled **up to 140°C** by a **microprocessor panel** with self-tuning PID algorithm. All significant working parameters, as well as operating functions, can be seen and set from the control panel.

The operator enter the temperature set point while the safety controlled over the whole working temperature range.

The safety temperature is controlled by the microprocessor with an independent circuit.



Drying hoppers

Strength and functionality

All drying hoppers are manufactured in stainless steel to avoid risk of contamination and corrosion, and are fully insulated on both the conical and cylindrical parts.



Hot Air Dryers G Series - ESN Series

Hot Air Dryers

ESN Series

Flexible and functional

The ESN Series hot air dryers have been developed for applications involving high rates of material consumption.

The ESN hot air generator is a separate unit, connected to the insulated drying hopper by using special high temperature flexible or rigid pipes. The hot air dryer and hopper are usually floor-positioned and can serve one or more processing machines. The temperature control is performed by an electronic thermostat and a safety thermostat is available as an option.



Hoppers from the T30 to the T400 (the number indicates the capacity in dm³) have a 60mm insulation layer. From the T600 up, the insulation layer is 100mm thick.

The door of cleaning and inspection is a standard feature starting from the T100. The door is hinged and has the same insulation thickness of the drying hopper body. This guarantees even distribution of temperature inside the hopper.

The hopper lid is hinged up to the T200 and all can accommodate one hopper loader.

Technical Data

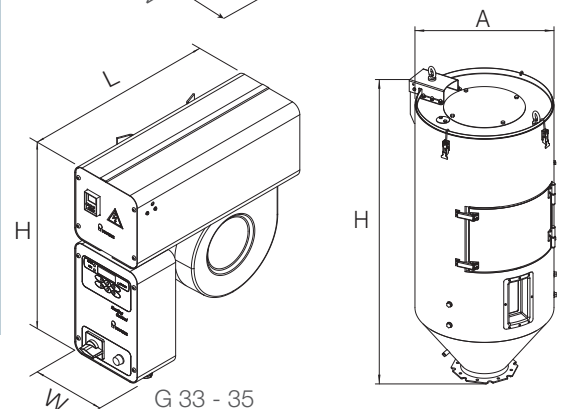
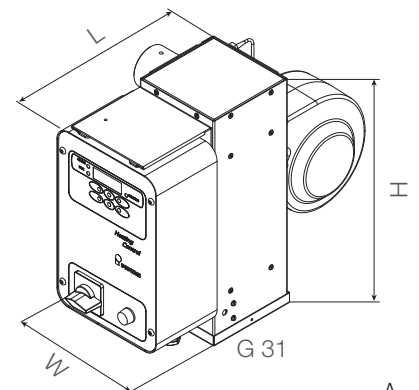
Technical Data		G Series			ESN Series			
		G 31	G 33	G 35	ESN 40	ESN 60	ESN 80	ESN 120
Hopper airflow	m ³ /h	20	70	120	400	600	800	1200
Heating power	kW	1.5	2.5	3	11.4	18	27	36
Blower power	kW	0.08	0.3	0.3	1.1	5.5	7.5	11
Dimension W	mm	202	223	285	670	950	950	950
Dimension L	mm	465	530	530	670	950	950	950
Dimension H	mm	351	491	491	1650	1640	1640	1640
Weight	kg	12	25	27	120	170	200	350
Max temperature	°C	140	140	140	140	140	140	140
Total power*	kW	1.6	2.8	3.3	13	24	35	48

*50Hz

Suggested combinations	T 10	T 30	T 50	T 75	T 100	T 150	T 200	T 300
G 31								
G 33								
G 35								

Suggested combinations	T 300	T 400	T 600	T 800	T 1000	T 1500	T 2000	T 2500	T 3000
ESN 40									
ESN 60									
ESN 80									
ESN 120									

Hoppers				
	Capacity dm ³	A	H	Weight kg
T 10	10	300	495	9
T 30	30	434	735	17
T 50	50	434	1005	27
T 75	75	526	1008	40
T 100	100	526	1238	48
T 150	150	600	1238	58
T 200	200	600	1588	66
T 300	300	741	1610	95
T 400	400	741	1943	106
T 600	600	996	1959	158
T 800	800	996	2374	166
T 1000	1000	1040	2600	350
T 1500	1500	1155	2810	390
T 2000	2000	1250	3120	550
T 2500	2500	1250	3630	680
T 3000	3000	1470	3466	780



www.piovan.com

EUROPE

PIOVAN S.p.A.

Tel. +39 041 57.99.111
Fax +39 041 48.74.37
sales@piovan.com

PIOVAN GmbH

Tel. +49 89 32.94.57.0
Fax +49 89 32.94.57.11
info@piovan.de

AMERICA

PIOVAN CANADA LTD.

Tel. +1 905 629.88.22
Fax +1 905 629.88.27
info@piovancanada.com

PIOVAN do BRASIL

Tel. +55 11 3693.9500
Fax +55 11 3693.9515
atendimento@piovan.com.br

ASIA

PIOVAN ASIA Pte Ltd

Tel. +65 6 87.45.930
Fax +65 6 87.45.901
piovanap@singnet.com.sg